



**Iowa Community Colleges  
Fall Term 2000**

**Credit Student Enrollment  
Report**

**December 2000**

State of Iowa  
Department of Education  
Grimes State Office Building  
Des Moines, Iowa  
50319-0146

State Board of Education

Corine A. Hadley, President, Newton  
Gene E. Vincent, Vice President, Carroll  
Charles C. Edwards, Des Moines  
Sally J. Frudden, Charles City  
Gregory D. McClain, Cedar Falls  
Mary Jean Montgomery, Spencer  
Donald L. Roby, Decorah  
Kay E. Wagner, Bettendorf  
John C. White, Iowa City

Administration

Ted Stilwill, Director and Executive Officer  
of the State Board of Education  
Gail Sullivan, Chief of Policy and Planning

Division of Community Colleges  
and Workforce Preparation

Janice Nahra Friedel, Ph.D., Administrator

Bureau of Community Colleges  
Evelyn Anderson, Chief

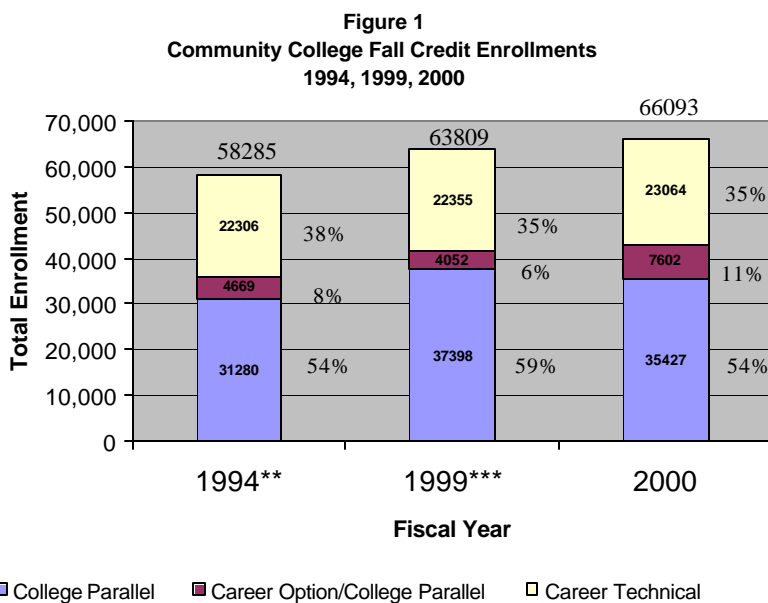
Bureau of Career and Technical Education  
Jerda Garey, Ed.D., Chief

It is the policy of the Iowa Department of Education not to discriminate on the basis of race, color, national origin, gender, disability, religion, creed, age or marital status in its programs or employment practices. If you have questions or grievances related to this policy please contact Chief, Bureau of Administration and School Improvement Services, Grimes State Office Building, Des Moines, Iowa 50319-0146, (515) 281-5811.

## Credit Student Enrollment Report

The Iowa community colleges transmit the Fall 2000 enrollments to the Department of Education after the 14<sup>th</sup> day of the fall term start date. All data in this report, except where noted, are taken from the Management Information System (MIS) electronic data files and are confirmed by the community college transmittal sheet. The Fall 2000 unduplicated credit headcount enrollment of 65,473 demonstrates an increase of 3 percent over Fall 1999 enrollment of 63,809.

**Total Enrollment by Program Type:** Community college fall credit enrollment continues to grow, with approximately 54 percent pursuing College Parallel program majors. (See Figure 1.) Fall term credit enrollment increased 13 percent from 58,285 in 1994 to 66,093\* in 2000. College Parallel program enrollment increased 13 percent from 31,280 in 1994 to 35,427 in 2000. Career Technical enrollment increased 3 percent from 22,306 to 23,064 over the same time period, and Career Option/College Parallel (preparation for a vocation and transfer to a four-year institution), increased 63% from 4,669 to 7,602.



\* Total includes duplicated headcount of students enrolled in more than one program.

\*\* Source: 1994 DE Fall Term Enrollment Report

\*\*\* Source: Fall 1999 MIS Data Files

**Comparative College Enrollments and Full- and Part-Time Totals:** Fall 2000 unduplicated credit enrollment totaled 65,473. These data are summarized in Table 1.

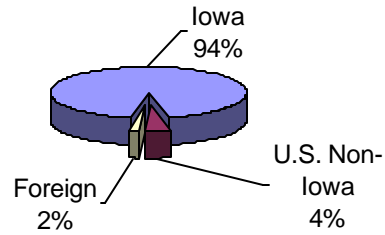
**Table 1  
Full- and Part-Time Fall 2000 Credit Enrollments by Community College**

College Name	Full-Time		Part -Time		Total	
	No.	%	No.	%	No.	%
Northeast Iowa	1,844	53%	1,637	47%	3,481	5%
North Iowa Area	1,835	65%	968	35%	2,803	4%
Iowa Lakes	1,362	50%	1,380	50%	2,742	4%
Northwest Iowa	478	53%	419	47%	897	1%
Iowa Central	2,056	48%	2,239	52%	4,295	7%
Iowa Valley	1,170	59%	813	41%	1,983	3%
Hawkeye	2,801	66%	1,462	34%	4,263	7%
Eastern Iowa	3,105	50%	3,082	50%	6,187	9%
Kirkwood	6,144	53%	5,501	47%	11,645	18%
Des Moines Area	4,918	45%	6,080	55%	10,998	17%
Western Iowa Tech	1,767	41%	2,598	59%	4,365	7%
Iowa Western	2,000	44%	2,503	56%	4,503	7%
Southwestern	735	61%	475	39%	1,210	2%
Indian Hills	2,304	65%	1,261	35%	3,565	5%
Southeastern	1,528	60%	1,008	40%	2,536	4%
<b>Total</b>	<b>34,048</b>	<b>52%</b>	<b>31,426</b>	<b>48%</b>	<b>65,473</b>	<b>100%</b>

The ratio of full-time to part-time students is 52 percent to 48 percent; however, there are differences across the colleges. The percentage of full-time students ranges from a high of 66 percent at Hawkeye Community College to a low of 41 percent at Western Iowa Tech Community College. Totals and data related to the Fall 2000 credit enrollment may differ in other reporting sections due to students enrolled in one or more programs.

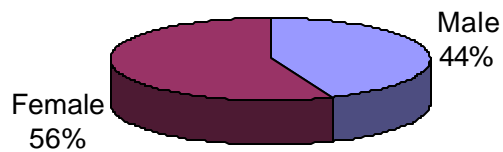
**Residency of Students:** Iowa's community colleges are noted for attracting and retaining Iowa residents. As Figure 2 indicates, 94 percent of the fall enrollees are Iowa residents.

**Figure 2**  
**Residency of Fall 2000 Credit Enrollees**



**Gender of Students:** Consistent with national trends in postsecondary education, the majority of community college students are female. (See Figure 3.)

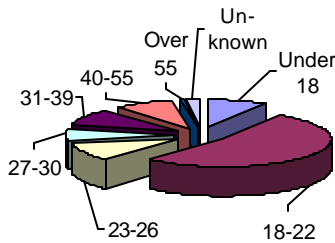
**Figure 3**  
**Gender of Fall 2000 Credit Enrollees**



**Age of Students:** The average age for Iowa community college students enrolled on the 14<sup>th</sup> day of the fall term is 24.1 years. Sixty-three percent (63%) of the total credit enrollment is 22 years or less, with thirteen percent less than 18 years of age. The age distribution is described in Table 2, and illustrated in Figure 4.

### Age Distribution for Fall 2000 Credit Enrollments

**Figure 4**



**Table 2**

Under 18	8,767	13%
18-22	32,841	50%
23-26	6,482	10%
27-30	3,935	6%
31-39	6,123	9%
40-55	5,651	9%
Over 55	440	1%
Unknown	1,237	2%
	<u>65,473</u>	<u>100%</u>

**Ethnicity of Students:** Community college enrollments represent the ethnicity of the citizens of the state as a whole, surpassing in all minority categories their proportional share of the total state population.

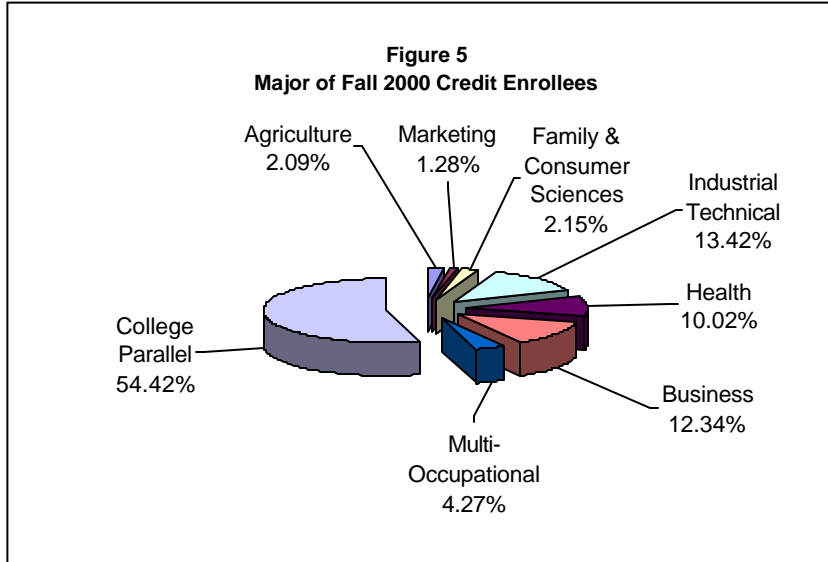
**Table 3—Comparison of Ethnicity of Fall Credit Enrollees, 1990, 1999 and 2000**

	Fall 1990		Fall 1999		Fall 2000	
	Number	%	Number	%	Number	%
Indian/Alaskan	197	0.41%	435	0.72%	436	0.71%
Asian/Pacific	494	1.04%	1,192	1.97%	1,223	1.98%
Black	1,006	2.24%	1,631	2.69%	1,802	2.92%
Hispanic	381	0.80%	1,117	1.85%	1,232	2.00%
White	45,354	95.50%	56,160	92.77%	56,964	92.39%
Total Reporting	47,492		60,535		61,657	
No Response	3,614	7.03%	2,843	4.46%	2,913	4.45%
Other	321	0.62%	431	0.68%	903	1.38%
Total Students	51,427		63,809		65,473	

Source: 1990 Fall DE Ethnicity Report, Fall 1999 and 2000 MIS System

Percentages for ethnic groups are calculated on the number of students reporting ethnicity. Percentages of “No Response” and “Other” are based on the total number of students (See Table 3.)

**Student Program Majors:** Approximately 54 percent of community college students are enrolled in College Parallel programs. The Industrial Technical programs enroll the largest number of Career-Technical Preparatory students followed by Business and Health. These data are illustrated in Figure 5.



**Type of Program:** Community college students are enrolled in a variety of program types. Over half are enrolled in College Parallel programs. The remainder of the students are predominantly enrolled in Career-Technical Preparatory and Career Option/College Parallel programs. (See Table 4.)

**Table 4—Type of Program Pursued by Fall 2000 Credit Enrollees**

Program Type	Number	Percent
College Parallel	35,427	53.60%
Career Preparatory	21,838	33.05%
Career Option/College Parallel	7,602	11.50%
Career Preparatory Part-time	710	1.07%
Career Preparatory: Shared	166	0.25%
Career Preparatory: Joint Admin.	163	0.25%
Career Preparatory Short term	151	0.23%
Unknown	36	0.05%
<b>TOTAL</b>	<b>66,093</b>	

**Gender Distribution:** Career and Technical programs tend to have a larger percentage of male students than College Parallel and Career Option/College Parallel programs, but still less than 50 percent.

**Table 5  
Gender Distribution in College Parallel, Career Option/College Parallel and Career and Technical Programs**

**Fall 2000 Credit Enrollees**

	Male		Female		Total
	No	%	No	%	
College Parallel	14,916	42.10%	20,511	57.90%	35,427
Career Opt/Coll Par*	3,247	42.71%	4,355	57.29%	7,602
Career/Technical	10,791	46.79%	12,273	53.21%	23,064
Total	28,954		37,139		66,093

\*Career Option/College Parallel

**For further information contact:**

Division Administrator .....Janice Friedel .....515/281-8260

Bureau Chief .....Evelyn Anderson ...515/281-3866  
Bureau of Community Colleges

Bureau Chief .....Jerda Garey .....515/281-3542  
Bureau of Career and Technical Education

MIS .....Karen Poole .....515/281-3671

E-mail addresses use the individuals' names as listed above:  
first.last@ed.state.ia.us