



Flexible Student and School Support Program Application Instructions

Application Information

Due Date

May 30 of the year prior to the school year the district or state-accredited nonpublic school wishes to implement its Flexible Student and School Support (FS3) program.

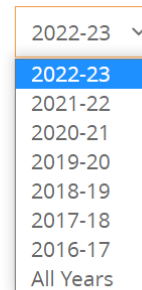
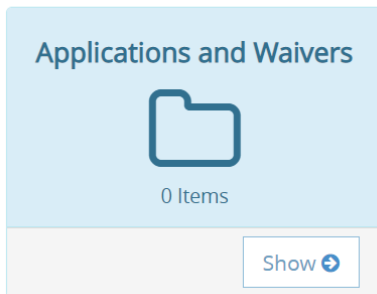
Application Location

Application is housed in the Consolidated Accountability and Support Application (CASA) and is only accessible to users with superintendent-level or nonpublic administrator-level access.

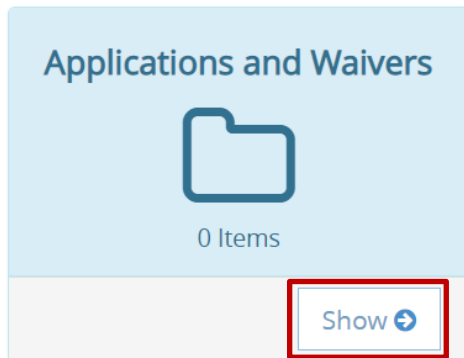
Instructions to Create FS3 Application in the CASA

Instructions to create an application in the CASA:

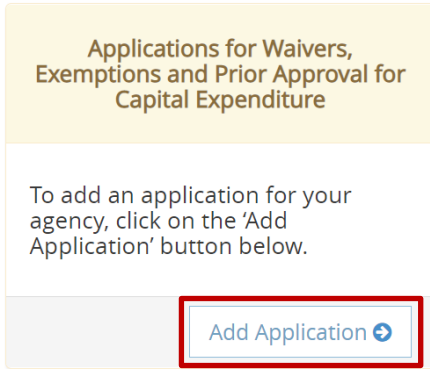
1. Once on the main dashboard, select the upcoming school year from the dropdown.



2. From the dashboard, navigate to the Applications and Waivers folder and click “Show.”



3. On the Applications for Waivers, Exemptions, and Prior Approval for Capital Expenditure tile, click on the “Add Application” button.



4. Click the “Add FS3 Application” button.

- To request to participate in the Flexible Student and School Support (FS3) Program for the 2022-23 school year.



This process creates the application for the program, which will then appear on your dashboard in its own tile. You can enter the data immediately or navigate to that tile at another time to complete and submit the application.

Questions and Additional Guidance

If you have questions regarding:

- Creating an application in the CASA, please contact Bob Barleen at robert.barleen@iowa.gov.
- The FS3 program, contact Destiny Eldridge at destiny.eldridge@iowa.gov.