

# TUITION & FEES REPORT

## FISCAL YEAR 2016



**COMMUNITY COLLEGES**

<https://www.educateiowa.gov/adult-career-community-college/publications>

## Helping Communities Meet the Learning Needs of all Their Children and Adults

Iowa Department of Education  
Division of Community Colleges  
400 E. 14th Street  
Des Moines, Iowa  
50319-0146  
Phone: 515-281-8260  
Fax: 515-242-5988  
www.educateiowa.gov

Jeremy Varner  
Administrator  
515-281-8260  
jeremy.varner@iowa.gov

Roger Utman  
Interim Bureau Chief  
515-281-0319  
roger.utman@iowa.gov

Monte Burroughs  
Consultant  
515-281-3753  
monte.burroughs@iowa.gov

**Published:**  
September 2015



State of Iowa  
Department of Education  
Grimes State Office Building  
400 E. 14th Street  
Des Moines, Iowa 50319-0146

### **State Board of Education**

Charles C. Edwards, Jr., President, Des Moines  
Michael L. Knedler, Vice President, Council Bluffs  
Brooke Axiotis, Des Moines  
Michael Bearden, Gladbrook  
Diane Crookham-Johnson, Oskaloosa  
Angela English, Dyersville  
Rosie Hussey, Clear Lake  
Mike May, Spirit Lake  
Mary Ellen Miller, Wayne County  
Hannah Rens, Student Member, Sioux City

### **Administration**

Ryan M. Wise, Director and Executive Officer  
of the State Board of Education

### **Division of Community Colleges**

Jeremy Varner, Administrator

### **Bureau of Community Colleges**

Roger Utman, Interim Bureau Chief  
Monte Burroughs, Consultant

---

It is the policy of the Iowa Department of Education not to discriminate on the basis of race, creed, color, sexual orientation, gender identity, national origin, sex, disability, religion, age, political party affiliation, or actual or potential parental, family or marital status in its programs, activities, or employment practices as required by the Iowa Code sections 216.9 and 256.10(2), Titles VI and VII of the Civil Rights Act of 1964 (42 U.S.C. § 2000d and 2000e), the Equal Pay Act of 1973 (29 U.S.C. § 206, et seq.), Title IX (Educational Amendments, 20 U.S.C. §§ 1681 – 1688), Section 504 (Rehabilitation Act of 1973, 29 U.S.C. § 794), and the Americans with Disabilities Act (42 U.S.C. § 12101, et seq.). If you have questions or complaints related to compliance with this policy by the Iowa Department of Education, please contact the legal counsel for the Iowa Department of Education, Grimes State Office Building, 400 E. 14<sup>th</sup> Street, Des Moines, IA 50319-0146, telephone number: 515-281-5295, or the Director of the Office for Civil Rights, U.S. Department of Education, Citigroup Center, 500 W. Madison Street, Suite 1475, Chicago, IL 60661-4544, telephone number: 312-730-1560, FAX number: 312-730-1576, TDD number: 877-521-2172, email: OCR.Chicago@ed.gov.

## Executive Summary

The community college tuition and fees report is prepared each fiscal year. The report includes trends in tuition and fees among Iowa's community colleges, as well as comparisons to other states and to Iowa's public universities.

Median total in-state cost of enrollment for a full-time student enrolled in Iowa's community colleges will be \$164.50 per semester hour in fiscal year 2016, a 3.1 percent difference from last year. Median in-state tuition for a full-time student enrolled in Iowa's community colleges will be \$151.00 per semester hour in fiscal year 2016, a 3.4 percent difference from last year. Median mandatory fees will be \$13.50 per semester hour in fiscal year 2016, same as last year.

Provisional data from the Integrated Postsecondary Education Data System (IPEDS) suggest that average total enrollment costs per semester hour during fiscal year 2014 were higher among community colleges in Minnesota and South Dakota than corresponding costs in Iowa. Iowa ranked 44th in average total enrollment costs, placing it in the 85th percentile. By comparison, California, with the lowest average total enrollment costs, ranked first. IPEDS data suggest average total enrollment cost per semester hour at Iowa's community colleges was almost 11 percent higher than the regional average (\$132.83 per semester hour) in fiscal year 2014.

Although average tuition of Iowa's community college will be almost 42 percent lower than average tuition at Iowa's public universities in fiscal year 2016, tuition and fees account for approximately 53 percent of community colleges' unrestricted operating revenue. This percentage has gradually increased since 2005, which was just over 49 percent. During the same time period, state general aid has decreased from about 36 percent in 2005, to about 35 percent in 2014.

## Table of Contents

1. Tuition and Fees	4
2. Cost of Enrollment	6
3. Revenue Sources	8
4. Comparisons	9
Glossary	13
References	14

## 1 Tuition and Fees

Iowa Code states that "tuition for residents of Iowa shall not exceed the lowest tuition rate per semester, or the equivalent, charged by an institution of higher education under the state board of regents for a full-time resident student" [1]. For non-resident (out-of-state) students, "tuition. . . shall not be less than the marginal cost of instruction of a student attending the college" [1].

Table 1 lists tuition and fees for each community college during fiscal years (FY) 2015 and 2016. Northwest Iowa Community College had the lowest percentage change in tuition (2.0 percent), whereas Iowa Western Community College had the highest (8.0 percent).

Mandatory fees at Western Iowa Tech College (WITCC) increased almost 90 percent to defray costs associated with a program designed to issue laptop computers to all credit students. This increase in mandatory fees caused WITCC to have the highest overall percentage increase in TCE (13.3 percent).

**Table 1: Tuition and Fees per Semester Hour by College**

College (Abbreviation)	FY 2015 Tuition			FY 2016 Tuition		
	In-state	Out-of-	Fees	In-state	Out-of-	Fees
Northeast Iowa (NICC)	150.00	150.00	13.00	154.00	154.00	13.00
North Iowa Area (NIACC)	130.75	196.13	26.00	133.75	200.63	26.00
Iowa Lakes (ILCC)	155.00	166.00	16.75	160.00	171.00	16.75
Northwest (NCC)	147.00	160.00	28.00	150.00	160.00	28.00
Iowa Central (ICCC)	143.00	214.50	14.00	149.00	223.50	14.00
Iowa Valley (IVCCD)	---	---	---	---	---	---
Ellsworth	153.00	185.00	26.00	158.00	190.00	26.00
Marshalltown	153.00	163.00	26.00	158.00	168.00	26.00
Hawkeye (HCC)	145.00	170.00	6.00	152.00	177.00	7.50
Eastern Iowa (EICC)	137.00	204.00	0.00	140.00	207.00	0.00
Kirkwood (KCC)	145.00	175.00	0.00	148.00	178.00	0.00
Des Moines Area (DMACC)	139.00	278.00	0.00	143.00	286.00	0.00
Western Iowa Tech (WITCC)	134.00	135.00	17.00	139.00	140.00	32.00
Iowa Western (IWCC)	138.00	143.00	14.00	149.00	154.00	14.00
Southwestern (SWCC)	148.00	155.00	12.00	152.00	159.00	12.00
Indian Hills (IHCC)	155.00	232.50	0.00	160.00	240.00	0.00
Southeastern (SCC)	153.00	158.00	0.00	162.00	167.00	3.00
Minimum	130.75	135.00	0.00	133.75	140.00	0.00
Median	146.00	168.00	13.50	151.00	174.00	13.50
Maximum	155.00	278.00	28.00	162.00	286.00	32.00

A community college may charge non-residents a lower tuition if an approved reciprocal tuition agreement is on file with the Iowa Department of Education [1]. Under this provision, the department has approved the following requests:

- Northwest Iowa Community College, \$155.00 tuition per credit hour for students who are residents of Minnesota, Nebraska, or South Dakota.
- Iowa Lakes Community College, \$165.00 tuition per credit hour for students who are residents of Minnesota.
- Eastern Iowa Community Colleges, \$162.00 tuition per credit hour for students who are residents of adjacent Illinois counties.

**Table 2: Fees per semester hour by college.**

College	Description	Amount (\$)	
		FY 2015	FY 2016
Northeast Iowa	General	13.00	13.00
North Iowa Area	Material/Lab/Supplies	12.00	12.00
	Student activities	4.00	4.00
	Technology	10.00	10.00
Iowa Lakes	Activity	2.25	2.25
	General	5.50	5.50
	Noel Levitz/LSA	0.25	0.25
	Processing	0.75	0.75
	Technology	8.00	8.00
Northwest Iowa	Course	10.00	10.00
	Student	10.00	10.00
	Technology	8.00	8.00
Iowa Central	Student	14.00	14.00
Iowa Valley	Facility	2.00	2.00
	Materials/Technology	17.00	17.00
Hawkeye	Student	7.00	7.00
	Student activity	2.00	3.50
Eastern Iowa	Computer	4.00	4.00
	No fees	0.00	0.00
Kirkwood	No fees	0.00	0.00
Des Moines Area	No fees	0.00	0.00
Western Iowa Tech	Matriculation	8.00	8.00
	Technology	9.00	24.00
Iowa Western	College service	14.00	14.00
Southwestern	Service/Technology	12.00	12.00
Indian Hills	No fees	0.00	0.00
Southeastern	Technology	0.00	3.00

### 1.1 Mandatory Fees

Table 2 itemizes mandatory fees that are assessed per semester hour. Of the 11 community colleges that assess mandatory fees per semester hour, Western Iowa Tech (\$32.00) has the highest and Southeastern (\$3.00) the lowest.

Iowa Lakes Community College assesses students \$10.00 per term for a basic activity fee in addition to its other mandatory fees. Kirkwood has no mandatory fees per semester hour; however, the college began assessing students a technology fee of \$25.00 per term, effective July 1, 2015.

### 1.2 Online Tuition

State policy allows community colleges to establish separate tuition rates for distance education courses that are delivered through a consortium agreement approved by the department. This policy led to the creation of the Iowa Community College Online Consortium (ICCO), a partnership approved by the Iowa Department of Education.

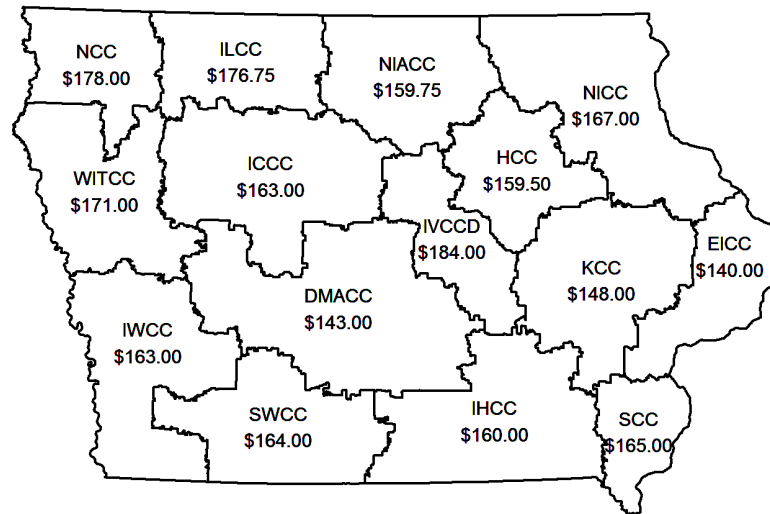
The consortium sets tuition and fees for online courses on behalf of its members—North Iowa Area Community College, Iowa Lakes Community College, Northwest Iowa Community College, Eastern Iowa Community Colleges, Western Iowa Tech Community College, Southwestern Community College, and Southeastern Community College. The consortium's approved tuition rate for online courses is \$162.00 per semester hour. Community colleges that do not participate in the consortium set their own tuition and fees for online courses.

## 2 Cost of Enrollment

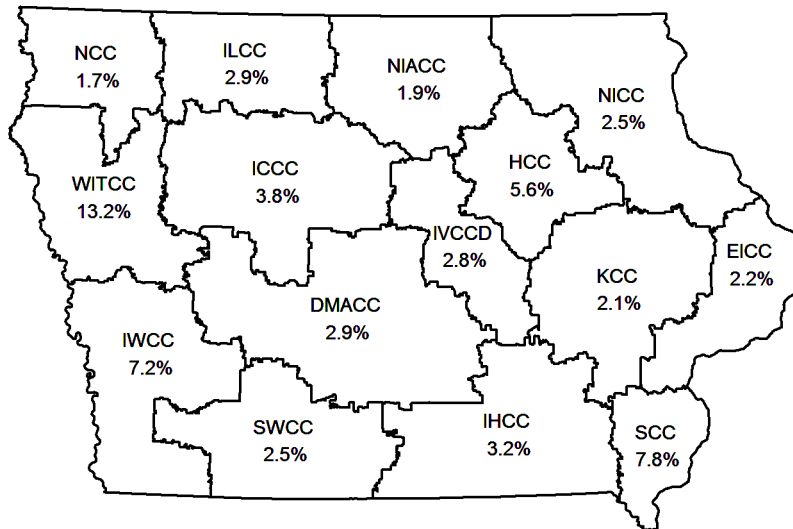
Total cost of enrollment (TCE), the sum of tuition and mandatory fees for an academic year, excludes expenses such as books, room and board, transportation, or other additional fees. Unless noted otherwise, tuition, fees, and TCE are expressed as dollars per semester hour. Any calculations of extended costs assume students are residents of Iowa as defined by Iowa Code [1] and are enrolled in 15 semester hours during fall and spring terms.

Figure 1 depicts total costs of enrollment across Iowa. Median tuition and mandatory fees per semester hour are \$151.00 and \$13.50 respectively, yielding a median TCE of \$164.50 per semester hour. Eastern Iowa Community College (\$140.00 per semester hour) and Des Moines Area Community College (\$143.00 per semester hour) have the lowest TCE of the 15 community colleges. Neither college assesses mandatory fees, which helps to minimize TCE. By comparison, TCE is highest at Iowa Valley Community College District (\$184.00 per semester hour) and Northwest Iowa Community College (\$177.00 per semester hour).

As seen in table 3, total cost of enrollment increased an average of 4.2 percent from last year. Northwest Iowa Community College had the smallest percentage change in TCE (1.7 percent), whereas Western Iowa Tech Community College had the highest overall increase (13.3 percent). Figure 2 depicts distribution of year-to-year changes among Iowa's community colleges.

**Figure 1: TCE per Semester Hour for Current Fiscal Year****Table 3: Year-to-Year Comparison of TCE by College**

College	TCE (\$)		Difference	
	FY 2015	FY 2016	\$	%
Northeast Iowa	163.00	167.00	4.00	2.45
North Iowa Area	156.75	159.75	3.00	1.91
Iowa Lakes	171.75	176.75	5.00	2.91
Northwest Iowa	175.00	178.00	3.00	1.71
Iowa Central	157.00	163.00	6.00	3.82
Iowa Valley				
Ellsworth	179.00	184.00	5.00	2.79
Marshalltown	179.00	184.00	5.00	2.79
Hawkeye	151.00	159.50	8.50	5.63
Eastern Iowa	137.00	140.00	3.00	2.19
Kirkwood	145.00	148.00	3.00	2.07
Des Moines Area	139.00	143.00	4.00	2.88
Western Iowa Tech	151.00	171.00	20.00	13.25
Iowa Western	152.00	163.00	11.00	7.24
Southwestern	160.00	164.00	4.00	2.50
Indian Hills	155.00	160.00	5.00	3.23
Southeastern	153.00	165.00	12.00	7.84
Average	157.78	164.13	6.34	4.08
Std. Dev.	12.99	13.03	4.57	3.06

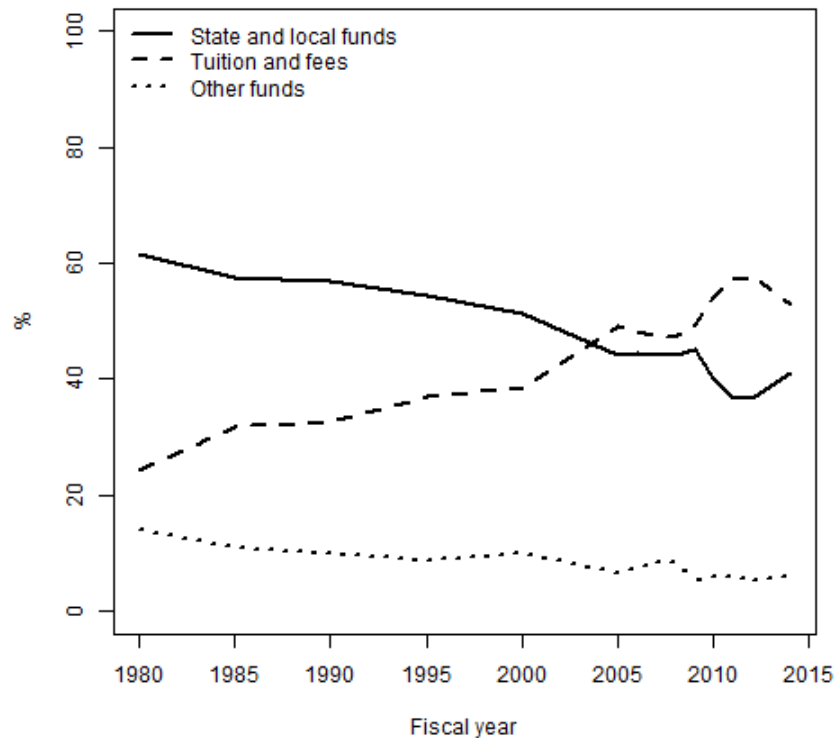
**Figure 2: Change (%) in TCE from Previous Fiscal Year**

### 3 Revenue Sources

Primary revenue sources for public community colleges in Iowa are local, state, and federal funds, and tuition and fees. Tuition and fees are the largest share of general operating fund revenues. During fiscal year 2014, tuition and fees accounted for almost 53 percent of total revenues. During fiscal 2005, state, local, and federal funds accounted for slightly more than half of general operating revenue. By fiscal year 2014, this percentage had dropped to about 47 percent. Between fiscal year 2005 and fiscal year 2014, state support fell from almost 36 percent to just over 34 percent. During this same period, local funding has remained relatively unchanged.

Figure 3 shows how tuition and fees have risen since 1980 to offset decreased funding from public and other sources. In 2011, tuition and fees accounted for about 57 percent of revenue, more than all other sources combined. By 2014, tuition and fees accounted for almost 53 percent of total revenue.



**Figure 3: Sources of revenue as percentages of total.**

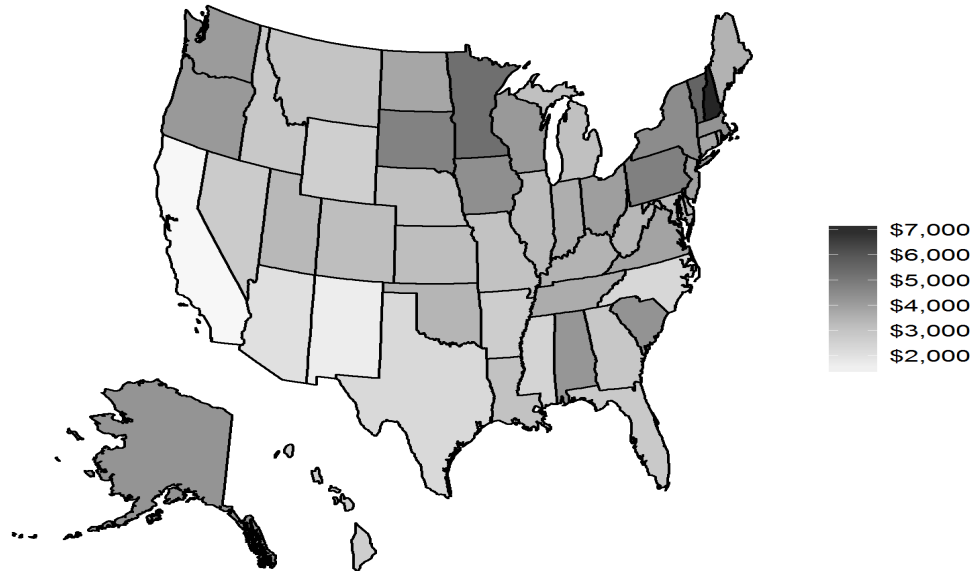
## 4 Comparisons

Source data for national and regional comparisons came from IPEDS. National and regional data were collected from 931 public two-year institutions that award associate degrees.

Data pertaining to Iowa's public universities were collected from tables available on the universities' respective websites. Data pertaining to Iowa's community colleges were collected from a survey of community college business officers.

### 4.1 National

According to IPEDS, average annual in-state TCE in Iowa was \$4,415.31, placing Iowa in the 85th percentile. This means Iowa's average annual in-state TCE was greater than or equal to 85 percent of all reporting states. Figure 4 shows that states with highest annual in-state TCE in 2014 were New Hampshire (\$7,224.14), Vermont (\$5,668.00), and Minnesota (\$5,343.87). By comparison, lowest TCE were in California (\$1,237.98), New Mexico (\$1,558.32), and Arizona (\$1,980.20).

**Figure 4: Average Annual TCE During Fiscal Year 2014**

Source: [4]

Note: Alaska and Hawaii are not drawn to scale.

#### 4.2 Regional

Minnesota has had the highest regional average TCE since 2009 (table 4), while Nebraska and Missouri have had the lowest. During this time period, Iowa typically had the third or fourth highest TCE, swapping these positions with Wisconsin.

In 2013, the most recent year for which data are available, average annual in-state TCE in Iowa was about \$4,416 annually (figure 5), an increase of 3.4 percent (figure 6) from 2012. By comparison, Wisconsin and Illinois had the highest average percentage change, 4.3 percent and 3.9 percent respectively. South Dakota (-5.1 percent) was the only state within the region where average TCE decreased.

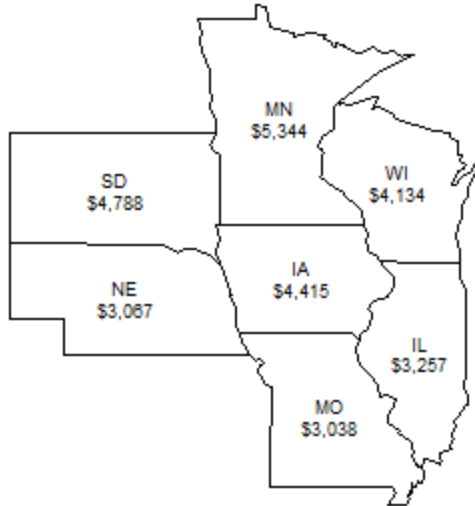
**Table 4. Average TCE of Selected Midwestern States**

Year	IA	IL	MN	MO	NE	SD	WI
2009	3,415	2,519	4,614	2,456	2,220	3,931	3,536
2010	3,549	2,670	4,791	2,406	2,248	4,357	3,543
2011	3,769	2,947	4,965	2,440	2,391	4,700	3,695
2012	4,269	3,135	5,320	2,933	3,021	5,046	3,962
2013	4,415	3,257	5,344	3,038	3,067	4,788	4,134

Source: [3]

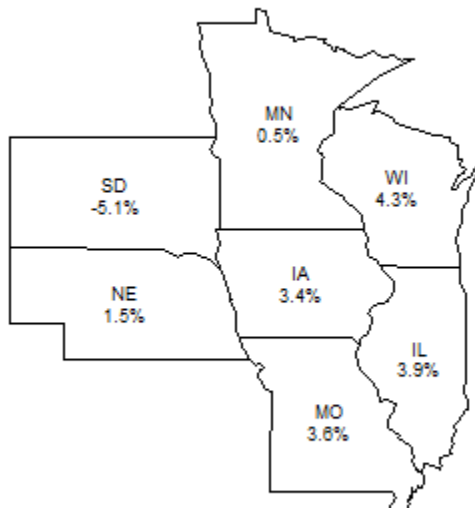
**Figure 5: Average Annual In-State TCE Among Selected Midwestern States**

---



**Figure 6: Percentage Change of Average Annual In-State TCE Among Selected Midwestern States**

---

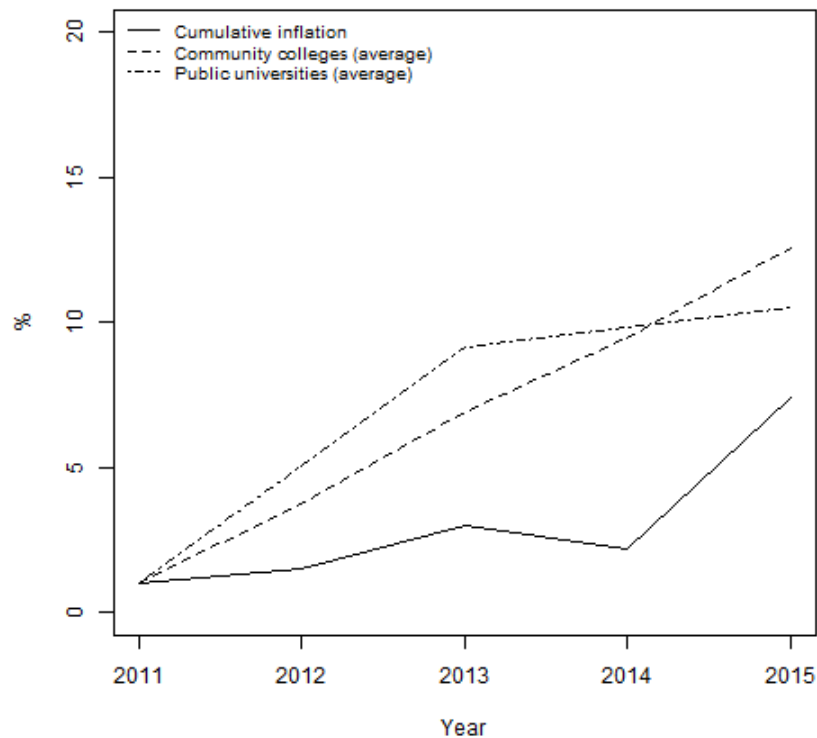


### 4.3 Institutional

By law, tuition at Iowa community colleges cannot exceed the minimum tuition at the public universities [1]. In 2016, the highest tuition per semester hour at Iowa community colleges (\$162.00) will be almost 42 percent lower than the lowest corresponding tuition at Iowa's public universities (\$277.00).

Average TCE at Iowa's community colleges has increased 12.6 percent since 2011 (figure 7). This is equivalent to an annualized 3.0 percent increase. During the same time period, average TCE at Iowa's public universities increased 10.5 percent, equivalent to a 2.5 percent annualized rate. By comparison, cumulative rate of inflation increased 7.4 percent, equivalent to a 1.8 percent annualized increase.

**Figure 7: Cumulative Change (%) in TCE of Iowa Community Colleges and Public Universities Compared to Inflation**



## Glossary

**Contact Hour:** Fifty (50) minutes of interaction between an instructor and student in a scheduled course for which the student is registered.

**Fiscal Year:** A 12-month span of time, beginning July 1 and ending June 30 the following year. For example, fiscal year 2002 began July 1, 2001, and ended June 30, 2002.

**Full-Time:** The status of being enrolled in 12 or more semester hours, or the equivalent (for example, 18 or more quarter hours).

**In-State Student:** A student classified for tuition purposes as a resident of Iowa.

**Quarter Hour:** A unit of measure used by institutions on the quarter system that is equal to two-thirds of a semester hour. For example, three quarter hours equal two semester hours.

**Quarter System:** An academic year divided into four academic terms (fall, winter, spring, and summer) of approximately 10 weeks each.

**Resident:** A person who "is domiciled in this state [Iowa], or has resided in this state for at least one year or sufficient time to have filed an Iowa tax return in the preceding twelve months" [1].

**Semester System:** An academic year divided into two half-year academic terms (fall and spring) of approximately 16 weeks each, with an optional summer term.

## References

- [1] Iowa Code §260C.14 §§2 (2014) and 281— IAC 21.
- [2] Iowa State University. Tuition & fees. Data table. Retrieved June 1, 2015, from <http://www.registrar.iastate.edu/sites/default/files/uploads/fees/Fall15Spring16/F15-S16.pdf>.
- [3] IPEDS. IPEDS Data Center. Retrieved from <http://nces.ed.gov/ipeds/datacenter/login.aspx>, August 6, 2014.
- [4] University of Iowa. Tuition and fee tables. Interactive database. Retrieved June 1, 2015, from <https://www.maui.uiowa.edu/maui/pub/tuition/projection.page>
- [5] University of Northern Iowa. Tuition and fees. Data table. Retrieved June 1, 2014, from <http://www.uni.edu/tuition/2015-2016-undergraduate-tuition-fees>
- [6] U.S. Inflation Calculator. Historical inflation rates: 1914-2015. Retrieved

A large, empty rectangular box with a dark purple border occupies the majority of the page. This box is likely a placeholder for content that is not present in this version of the document. The box is centered horizontally and vertically within the page's margins.



# COMMUNITY COLLEGES

<https://www.educateiowa.gov/adult-career-community-college/publications>